


Update Instructions for the Futaba 10J transmitter

PREPARATION

Please prepare the following items before you start to the software update.

- A) Your 10J Transmitter
- B) CIU-2 and attached cable



- C) A male-male Futaba cable (this is used with gyros and S.Bus)



- D) A personal computer with a USB port.

UPDATE PROCEDURE

- (1) Install the drivers for the CIU-2 if you have not previously done so.
CIU-2 Drivers and installation instructions may be downloaded here:
<http://www.futabarc.com/software-updates.html>
- (2) Update Software Download
Download the 10J update software from
<http://www.futabarc.com/software-updates.html> and store it on your computer.
Unzip these files to a folder on your PC.

(3) Connect PC, CIU-2 and T10J

Connect the CIU-2 to the USB port of your PC

Connect the cable of CIU-2 to the S.I/F terminal on the back side of the 10J transmitter.



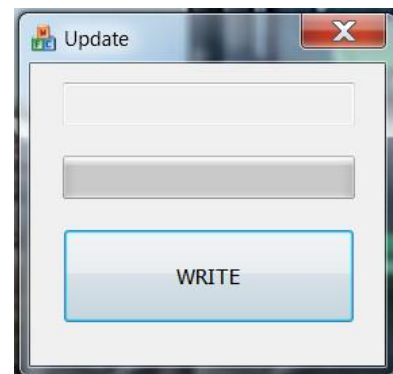
10J S.I/F terminal



PC USB Port

(4) Starting the Update software.

Open the T10J_V1_04 folder and double click on the Update Icon shown below. When "Update.exe." is executed, the window below is shown on your computer screen. (Note, do not click on the WRITE button yet)



(5) Put your 10J transmitter into the Update mode


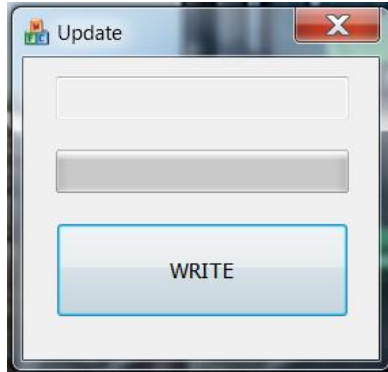
Press power switch on your 10J while pressing the END key at the same time.

UPDATE READY will be shown on your transmitters screen.



(6) Starting the Software Update

Now press the WRITE button on your PC. NOW WRITING should appear on your transmitters screen as shown below. It takes around 5 minutes for the software to update.



Please note

The bar graph on your computer screen may stop during the update process, this is normal.

Please do not turn off the software, PC or the transmitter until you receive the SUCCESS notice on the screen.

If you receive an error message, turn off your 10J and close the update software. Then, try the update procedure again from step (1).

(7) End of the Software Update

When update is completed, notification messages will appear on your PC and 10J. It is now safe to turn off your transmitter and shut down the update software.

