

# Futaba®

**"Advanced radio technology  
for precise, dependable control."**

## The perfect radio upgrade for today's monster trucks!

### 3PM-FS Synthesized FM Computer Radio



A special section in the instructions shows you the perfect radio setups for the T-Maxx and Savage!

If you own a fire-breathing, ground-pounding big rig like the HPI Savage or Traxxas® T-Maxx™, here's how to get the most out of your monster: pair it up with the 3PM-FS radio from Futaba! Advanced computer technology means precision control and razor-sharp response. The system's many functions are easy to access and program. Plus, this radio is synthesized, so you can change your frequency when another driver is using the same channel. If you're into functions, the 3PM-FS has 'em in spades...and you'll be amazed at how easy it is to access and program every one. You want off-roading that's even MORE over-the-top? Then you want the 3PM-FS!



The digital trims are placed directly above the wheel for convenience while driving.



The dual rates on the grip are another easy-access function that drivers will appreciate. Below is the programmable 3rd channel switch, which you may want to use to keep reverse within easy reach, but can also be set up for 4WD, engine starting, lights, etc.

#### You want features? Check these out:

- High Response System (HRS) compatible
  - Digital servos required
- Condition switch
- Alarm buzzer
- LCD screen with high intensity blue LED monitor
- 10-model memory
- Model copy and clear functions
- Model naming
- ABS braking
- Brake mixing for large cars
- One-channel program mixing
- Steering and throttle exponential
- Servo reversing on all channels
- End Point Adjustment (EPA) for all channels
- Multi-function timer up/down with 100-lap memory
- Steering dual rates
- Throttle ATL
- Digital trims
- Function select dial/switch
- Steering speed
- Charge jack for optional NiCd's



You'll be amazed at what 3PM-FS will do for your car crusher's performance!

#### The 3PM-FS is available in 3 different versions:

Stock #	Tx	Band	Rx	Servos	Modulation
FUTK2000	3PM	27MHz	R303FS	—	FM
FUTK2001	3PM	75MHz	R303FS	—	FM
FUTK2005	3PM	75MHz	R303FS	(1)S3305	FM



Accessing and programming is as simple as pushing these buttons — including being able to set up a car for track conditions that are different from a modeler's home circuit.

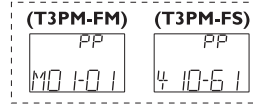
T-Maxx is a trademark of Traxxas® Corporation.  
Savage is a trademark of HPI Racing.

For the location of the Futaba dealer nearest you, visit [www.futaba-rc.com](http://www.futaba-rc.com) or call 1-800-682-8948 and mention code number 99G27.

## Putting the "fun" into functionality.

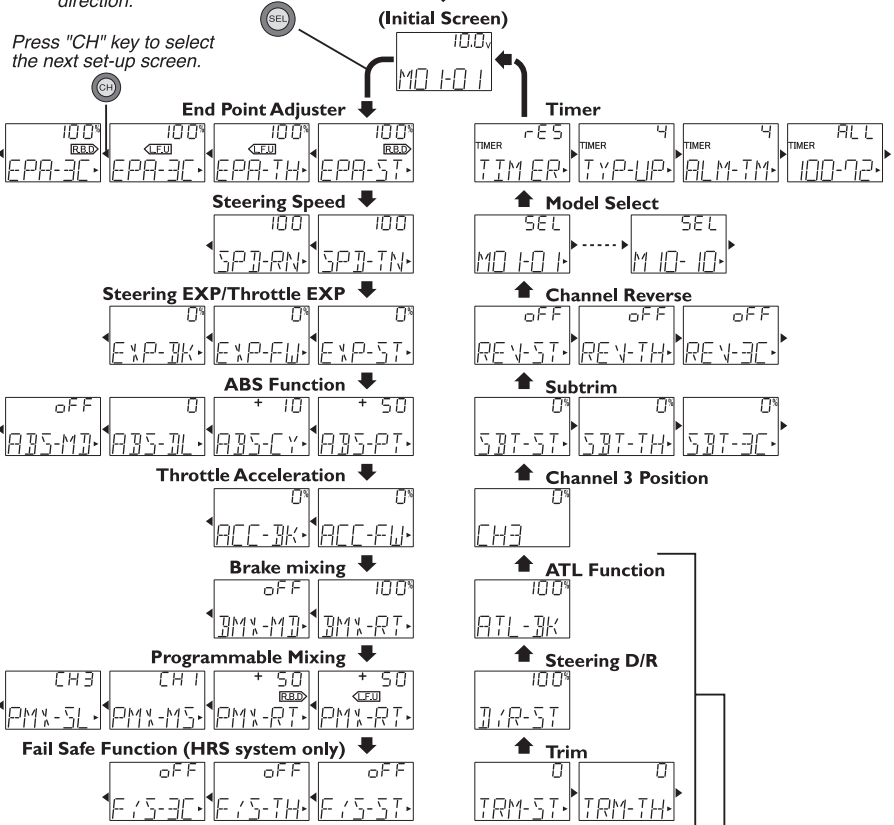
See the flow charts below to find out just how easy and straightforward it is to program the 3PM-FS:

### Power switch turned on



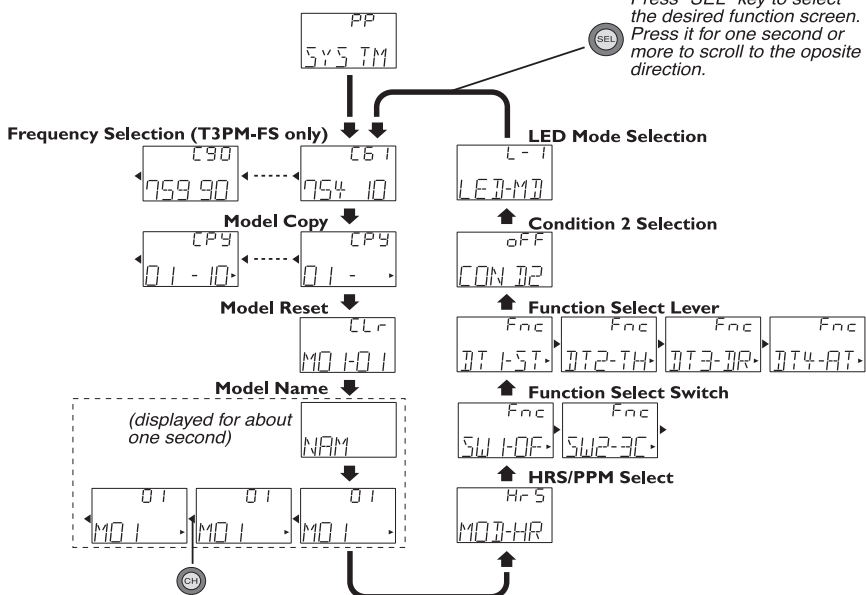
The current modulation mode and frequency (T3PM-FS) are displayed for about one second.

Press "SEL" key to select the desired function screen. Press it for one second or more to scroll to the opposite direction.



### System Functions

Turn on the power switch while pressing "SEL" key.



Press "CH" key to select the next set-up screen.

**Digital trim DT1 - DT4 display**  
The current position is displayed on the LCD screen for about two seconds when each digital trim is operated.

# 3PM-FS