

**IT'S "INDY" RACING EXCITEMENT  
...INSTANTLY!**



**DURATRAX**  
THE LEADER IN AWESOME R/C™

**DELPHI**  
**INDY CAR**

1/10 Scale Ready-To-Run Electric Race Car

[www.duratrax.com](http://www.duratrax.com)

**A 1/10 SCALE REPLICA OF THE ACTUAL DELPHI INDY RACER!**

**No building or painting** —  
it's race-ready, right out of the box!

**Unsurpassed performance** —  
in a Ready-To-Run racer!

**So tough, it's guaranteed** —  
with FREE replacement of any Stress-Tech™  
part for one full year!

PROTECTED BY A  
**STRESS-TECH**  
**GUARANTEE** 1  
YEAR

**YOU GET ALL THIS:**



- 2-channel pistol grip radio — installed!
  - Sprint™ electronic speed control w/reverse
  - Photon Speed™ 20-turn modified motor
  - A sleek, pre-painted Indy-styled body
  - Quick Start-Up Video
  - "AA" batteries
  - Graphite Chassis, Upper Plate and T-Plate
- Requires: 6-cell battery and charger



**DELPHI** QUALITY FEATURES  
**INDY CAR**

1/10 Scale Ready-To-Run Electric Race Car

**DURATRAX**  
by Futaba®



**DuraTrax® 2-Channel Pistol-Grip Radio made by Futaba®**

Made by the world's most respected manufacturer of R/C radio systems, the Delphi's pistol-grip radio is comfortable to hold, adaptable to individual driving styles, and a great way to begin — and keep growing — in R/C.


- Adjustable steering rate
- Fine trims for steering and throttle
- LED battery status indicator
- Charging jack for (optional) NiCd batteries
- (8) "AA" batteries included
- All on-board radio gear is pre-installed

[www.duratrax.com](http://www.duratrax.com)



**A sleek Indy-styled body**

Made of tough, lightweight polycarbonate, the Delphi's body is a 1/10 scale replica of the full-size Delphi racing machine currently racing on the Indy circuit. It's trimmed and professionally painted — just add decals — and the durable, flexible wing also acts as a bumper.



**Graphite Chassis, Upper Plate and T-Plate**

The graphite chassis components boast a strength-to-weight ratio that's better than steel, and are usually found only on competition level machines.



**Photon Speed™ 20-Turn Modified Motor**

A definite upgrade over "stock" motors — and standard with the Delphi EP Race Car! Offers explosive acceleration off the starting line and higher top-end speeds for stronger finishes.

Open endbell design with replaceable brushes and springs.



**Sprint™ Electronic Speed Control**

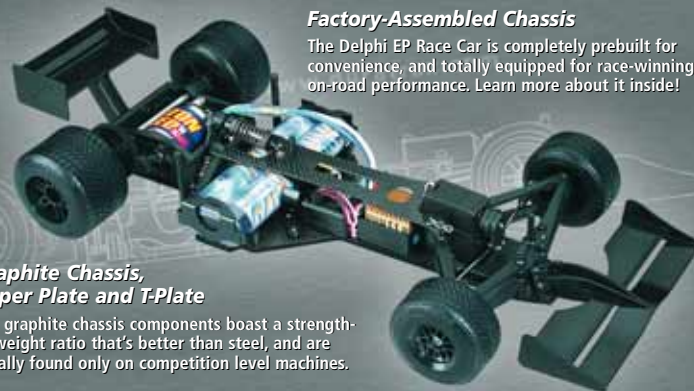
The Sprint ESC delivers much smoother acceleration and control than the jumpy response of the inefficient mechanical controls usually found on RTRs. You'll enjoy

fully proportional command of forward, reverse and braking action.



**Quick Start-Up Video**

Gets you on the track in minutes, and provides hands-on maintenance and tuning tips.



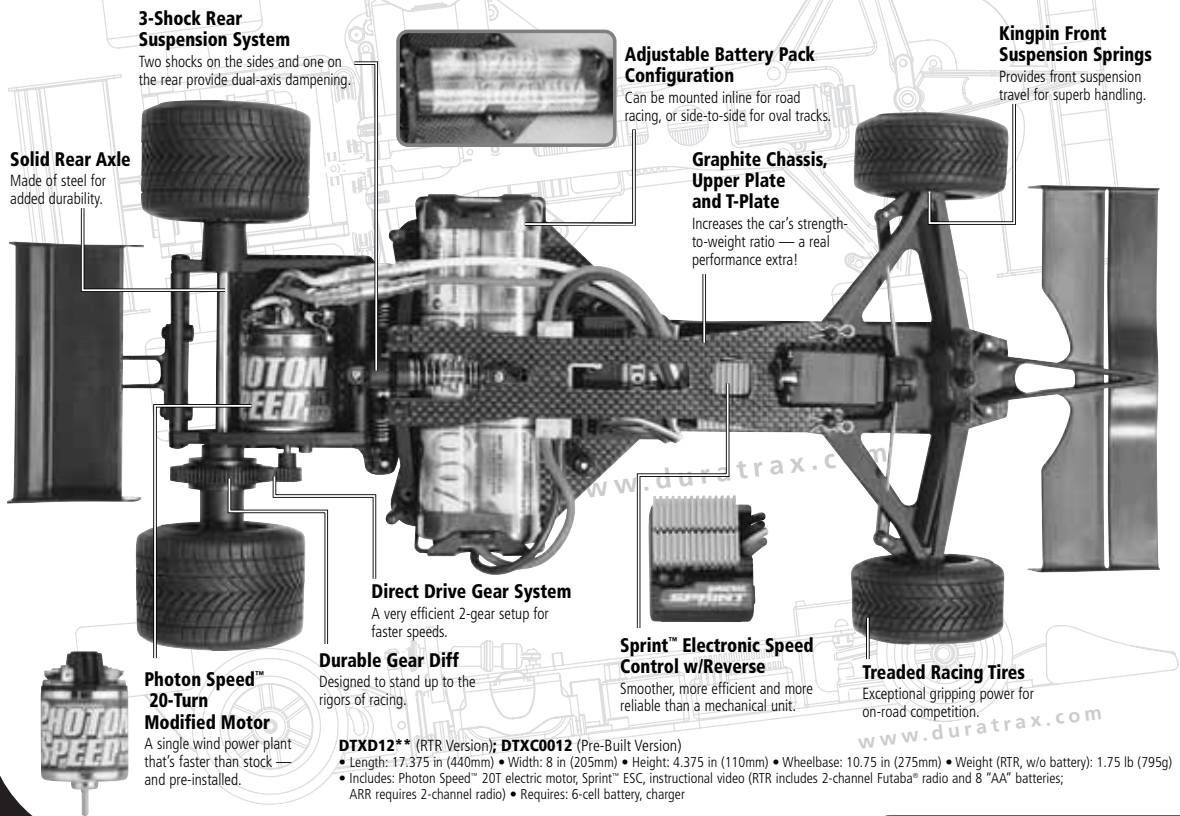
**Factory-Assembled Chassis**

The Delphi EP Race Car is completely prebuilt for convenience, and totally equipped for race-winning, on-road performance. Learn more about it inside!

[www.duratrax.com](http://www.duratrax.com)

# DELPHI INDY CAR

1/10 Scale Ready-To-Run Electric Race Car



### 3-Shock Rear Suspension System

Two shocks on the sides and one on the rear provide dual-axis dampening.

### Solid Rear Axle

Made of steel for added durability.

### Adjustable Ride Height

Can be set up for indoor or outdoor racing.

### Countersunk Chassis Screws

Nothing to catch on debris left on the track.

### Adjustable Battery Pack Configuration

Can be mounted inline for road racing, or side-to-side for oval tracks.

### Kingpin Front Suspension Springs

Provides front suspension travel for superb handling.

### Graphite Chassis, Upper Plate and T-Plate

Increases the car's strength-to-weight ratio — a real performance extra!

### Direct Drive Gear System

A very efficient 2-gear setup for faster speeds.

### Durable Gear Diff

Designed to stand up to the rigors of racing.

### Sprint™ Electronic Speed Control w/Reverse

Smoother, more efficient and more reliable than a mechanical unit.

### Treaded Racing Tires

Exceptional gripping power for on-road competition.

### Photon Speed™ 20-Turn Modified Motor

A single wind power plant that's faster than stock — and pre-installed.

**DTXD12\*\*** (RTR Version); **DTXC0012** (Pre-Built Version)

- Length: 17.375 in (440mm) • Width: 8 in (205mm) • Height: 4.375 in (110mm) • Wheelbase: 10.75 in (275mm) • Weight (RTR, w/o battery): 1.75 lb (795g)
- Includes: Photon Speed™ 20T electric motor, Sprint™ ESC, instructional video (RTR includes 2-channel Futaba® radio and 8 "AA" batteries; ARR requires 2-channel radio) • Requires: 6-cell battery, charger

For the location of the dealer nearest you call 1-800-682-8948 and mention code number 99M23.

## REPLACEMENT & OPTION PARTS

### REPLACEMENT PARTS

STOCK #	DESCRIPTION
DTXC1523	5x8mm bearing (2)
DTXC1569	6x12mm bearing (2)
DTXC3300	Photon speed motor 20 turn single
DTXC6140	Antenna mount
DTXC6174	Front axle (2)
DTXC6175	Rear axle steel
DTXC6185	Ball cups (5)
DTXC6230	Ball pivot (4)
DTXC6255	Ball stud 3.8mm (4)
DTXC6256	Ball stud 4.7mm (5)
DTXC6289	Battery holder set
DTXC6413	Painted body w/ decal set
DTXC6414	Unpainted body w/ decal set
DTXC6452	Body mount front
DTXC6454	Body mount rear (2)
DTXC7008	Chassis graphite
DTXC7016	Upper plate graphite
DTXC7030	T-plate graphite
DTXC7312	Decal set
DTXC7430	Differential set
DTXC7630	2mm e-clip (10)
DTXC7664	Foam insert set (4)
DTXC8170	Kingpin springs (2)
DTXC8203	Kingpins with e-clips (2)
DTXC8204	Knuckle arm (2)
DTXC8240	3mm nylon insert locknut (10)
DTXC8263	Motor connector set (2)
DTXC8264	Motor pod set
DTXC8351	Pinion gear 48 pitch 22 tooth
DTXC8450	Ride height spacers (6)
DTXC8640	3x8mm socket head cap screws (10)
DTXC8647	3x8mm S/T screws (10)
DTXC8648	3X10mm S/T screws (10)
DTXC8660	3x3mm set screws (10)

### REPLACEMENT PARTS

STOCK #	DESCRIPTION
DTXC8675	3X10mm F/H screws (10)
DTXC8676	3X15mm F/H screws (10)
DTXC8677	3X18mm F/H screws (10)
DTXC8678	3X8mm F/H S/T screws (10)
DTXC8679	3X10mm F/H S/T screws (10)
DTXC8812	Servo mount steering
DTXC8854	Servo saver set
DTXC9229	Main shock set
DTXC9233	Side shock (1)
DTXC9525	Suspension arm set front
DTXC9668	Tie rod set w/ ball cups (2)
DTXC9718	Tire set w/ foam inserts (4)
DTXC9758	Upper plate motor rear
DTXC9830	Wing front yellow
DTXC9831	Wing rear yellow
DTXC9865	Wheel set (4)
DTXC9906	Wrench / tool set
DTXC9947	wheel hub set rear (2)
DTXM1200	Sprint ESC
DTXQ0414	4mm flanged locknut (10)
DTXZ1100	Instruction manual
DTXZ1101	Exploded view / parts list

### OPTION PARTS

STOCK #	DESCRIPTION
DTXC7982	Heatsink motor mount aluminum blue
DTXC7983	Heatsink motor mount aluminum purple
DTXC8996	Aluminum oil-filled main shock
DTXC9143	Front spring set, hard and soft
DTXC9144	Spring set for aluminum main shock
DTXC9749	Turnbuckle tie rods w/ ends
DTXC9773	Wing set blue
DTXC9774	Wing set black
DTXC6175	Aluminum rear axle
DTXC6190	Ball differential

PROTECTED BY A  
**STRESS-TECH  
GUARANTEE** 1 YEAR

### FREE REPLACEMENT GUARANTEE

DuraTrax is so confident in the quality and durability of Stress-Tech parts that we'll replace any Stress-Tech part that breaks during the first 12 months you own your Delphi EP Race Car. Just send the broken part to DuraTrax and we will send you a free replacement. See the instruction manual for mailing address and details. **NOTE:** This warranty is only available directly from DuraTrax. It is not available from your dealer.

Distributed Exclusively Through GREAT PLANES MODEL DISTRIBUTORS COMPANY, P.O. BOX 9021, CHAMPAIGN, IL 61826-9021

## DURATRAX ACCESSORIES — THE PERFECT PERFORMANCE COMPLEMENT FOR THE DELPHI EP

### Field Bags

Heavy-duty nylon, stitched handles and reinforced interiors make these bags rugged — massive size and side pockets make it easy to haul all your R/C gear at once. Both include zippered tops for security, and shoulder straps for carrying ease. Extra-Large (DTXP2000) is 22.8" x 13" x 11". XL Deluxe (DTXP2010) is 27" x 14" x 12.5", and also includes zippered end pouches and a water-resistant bottom.



### Pit Tech™ Deluxe Car Stand

A rotating top on this tough polystyrene stand enables it to double as a handy workbench or display showcase. Holes in the top and trays in the base keep shocks, tools and parts within easy reach. Assembles easily, stores flat to save space, and available in 4 colors. Blue (DTXC2370) Orange (DTXC2371) Purple (DTXC2372) Green (DTXC2373)



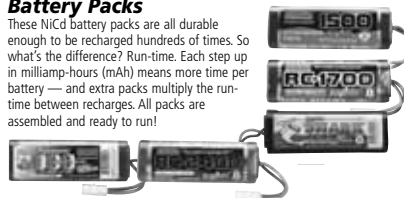
### NiCd Conversion Kit

Why buy disposable alkaline cells, when you can install Sanyo™ NiCd's and use them hundreds of times? Recharging is simple: plug the charger into the wall, the plug into your radio — and you're done. Takes only 2-3 hours. DTXP4010.



### Battery Packs

These NiCd battery packs are all durable enough to be recharged hundreds of times. So what's the difference? Run-time. Each step up in milliamp-hours (mAh) means more time per battery — and extra packs multiply the run-time between recharges. All packs are assembled and ready to run!



### IntelliPeak™ Pulse Chargers

The "smart" IC chip in IntelliPeak chargers makes sure each battery gets a peak (full) charge, whether it's a NiCd battery, or NiMH (Nickel-Metal Hydride) packs. IntelliPeaks can be used at home or at the track, to charge, discharge or even cycle (charge and discharge) a pack automatically. Each has a 1-year warranty. DTXP4100-4130.

