

Mini QUAKE SE

1/18 SCALE PREBUILT ELECTRIC 4WD MONSTER TRUCK

DOMINATION
BY DESIGN™

TIME TO...
CUT TO THE CHASE!

1/18
SCALE



GET TO THE GOOD STUFF FASTER!

You can run with the common herd, or you can get out ahead of it with the mini designed for the job: the 1/18 scale Mini Quake SE.

It's built on a proven design, factory-assembled for more box-to-backyard speed — and loaded with upgrades as well as a long list of built-in performance features.

Upgrades includes four anodized aluminum CV driveshafts, eight aluminum oil shocks, dual adjustable ball diffs and turnbuckle-tuned toe-in. Built-ins include shaft-driven 4WD, full bearings and an independent suspension. Combined, they add up to a huge edge in potential — and it arrives factory assembled for a matching edge in ease.

All it needs is the custom performance package of your choice. Drop it in, and you know that no matter where you take it — indoors or outdoors, on dirt, asphalt, concrete or carpet — it's gonna be king of the hill.

PROTECTED BY
**STRESS-TECH
GUARANTEE** 1 YEAR

DURATRAX

www.duratrax.com

RECOMMENDED ACCESSORIES FOR THE MINI QUAKE SE!

FUTABA® 2PL 2-CHANNEL COMPUTER RADIO



FUTK01**

Set-up ease is one reason to like the 2PL. Set-up versatility is another and so are the power and precision of digital design and computer power. Set-up is easy; trims, for instance, can be set or adjusted without even entering the menu. Navigating is just as easy; touch a button to find features and touch again on a trim button to make the setting. Other 2PL features include steering dual rate (activated/adjustable by a switch on the grip), 10-model memory, steering and throttle EPA (End Point Adjustment), three-level ABS braking and servo reversing, plus a big, bright 64-character LCD. Other conveniences include low battery and error alarms, a charging jack for a NiCd pack (optional), R142JE BEC receiver and one S3003 servo. Requires 8 "AA" cells. 75MHz.

DURATRAX® ESC5000 MICRO ESC WITH FORWARD AND REVERSE.



DTXM1260

Dimensions: 1 x 1 x 1.14 in
(25 x 25 x 39mm)
Weight: 7 oz (200g)

Smaller, lighter and more reliable than mechanical controls, the ESC5000 uses high-frequency switching to ensure cool operation and smooth, virtually instantaneous throttle response. Designed for 4-6 cell operation and motors drawing up to 50A, it offers easy, one-button set-up w/LED, ON/OFF switch and factory-installed motor, battery and radio connectors. A solid 5V/1A BEC eliminates the need for an on-board battery pack, enhancing performance.

DURATRAX® PIRANHA™ AC/DC DIGITAL PEAK CHARGER




DTXP4005

The first surprise about this peak charger is its affordability. The second surprise is how much peak charger you get for the price. Push buttons and six easy-to-program features make it simple to tailor peak charging routines to the needs of 1-8 cell, 50-5,000mAh NiCd or NiMH packs. The Digital Peak Charger also offers the memory to store up to 10 custom routines — and a special auto-charge mode that ensures a safe, swift charge even if no routine has been selected. A bright, angled LCD lets you monitor programming or charge status in an instant, or call up six critical pieces of pack data later for reference. Compact size and AC/DC compatibility make it a natural choice for at-home use or at-field convenience.

NiMH
NiCd

DURATRAX
1 YEAR
WARRANTY
U.S.A. and Canada only

DURATRAX 1100MAH NIMH PACK



DTXC2195

It's made of smaller, lighter AE cells, but delivers the same voltage and as much storage capacity as many larger sub-C packs. NiMH chemistry eliminates "memory" and cadmium, and with them, the need to cycle current packs or recycle old ones. Recharges easily on any NiMH-compatible charger. Assembled in stick pack configuration, shrink-wrapped and equipped with a lead and 2-pin connector.

MINI QUAKE 380 MOTOR

It's the same power plant included with the Mini Quake RTR, and an ideal choice for the SE Prebuilt. No modifications or hardware necessary; comes with a lead and 2-pin connector already installed.



DTXC3307



For more information and the location of the Mini Quake dealer nearest you, please visit www.duratrax.com or call 1-800-682-8948 and mention code number 99D31.

Mini QUAKE SE

1/18 SCALE PREBUILT ELECTRIC 4WD MONSTER TRUCK


DOMINATION BY DESIGN.



ADJUSTABLE MOTOR MOUNT
Adapts to all 380 motors and ensures optimum mesh with a wide range of pinions and spur gears (motor not included)



ADJUSTABLE BODY MOUNTS



DUAL BALL DIFFERENTIALS
Maximum adjustability for tailoring traction to turf.



ANODIZED ALUMINUM CV SHAFTS (4)
Power delivery at its reliable and efficient best! Aluminum-strong and anodized blue for extra good looks.

SHAFT-DRIVEN 4WD
Proven dependable time and time again. Balances power delivery for traction and handling advantages.

ALUMINUM CHASSIS BRACE
Stiffens the chassis for better handling!

FRONT AND REAR SKIDPLATE/BUMPER

ANODIZED-ALUMINUM OIL-FILLED SHOCKS (8)
Two per wheel, for superior dampening on any terrain. Blue-anodized and all-aluminum.



ADJUSTABLE STEEL TIE-RODS
Fine-tune toe-in for improved handling and truer tracking.

INDEPENDENT SUSPENSION
More agile than solid-axle set ups in jumps and overall handling.


1.25" (32MM) GROUND CLEARANCE
More freedom to explore and fewer chances of getting hung-up.

COMPOSITE TUB CHASSIS
Keeps weight low to the ground for greater stability. Countersunk screws prevent hang-ups even in rough spots.

5-SPOKE CHROME WHEELS
Nylon's resilience and strength for off-road ruggedness — chrome looks for extra eye candy.

DTXC0011
Length: 9.5 in (240mm)
Width: 7.4 in (185mm)
Height: 4.7 in (120mm)
Weight: 25 oz (725g)
Ground Clearance: 1.25 (32mm)
Requires: 2-channel radio w/1 servo, 380-size motor, ESC, 6-cell stick pack and charger

SPLIT-BLOCK RACING TIRES
Off-road rugged and already glued to gleaming chrome rims. Low-profile design and foam inserts improve post-jump recovery and fight squirm in turns.



COMPLETE BEARING SET
The ultimate friction-fighting tool — 14 in all! Reduces wear and raises top-end speeds!

DURATRAX
www.duratrax.com

REPLACEMENT PARTS

Stock #	Description
DTXC1507	4x7mm Ball Bearing
DTXC1561	6x10mm Ball Bearing
DTXC6161	Antenna Tube w/Cap
DTXC6299	Battery Tray w/Posts
DTXC6445	Body Clips
DTXC6461	Body Post Set
DTXC6522	Clear Body
DTXC6504	Chassis Brace Rod
DTXC6817	Drive Line Cover Set
DTXC6870	Front Bumper/Skid Set
DTXC6871	Rear Bumper/Skid Set
DTXC7029	Main Chassis
DTXC7319	Decal Sheet
DTXC7349	Differential Balls 2mm
DTXC7353	Differential Plate Holder Set
DTXC7354	Differential Outdrive Set
DTXC7356	Ball Differential Complete
DTXC7357	Ball Differential Gear
DTXC7358	Differential Plate Set
DTXC7366	Differential Rebuild Kit
DTXC7413	Spur Gear Set
DTXC7414	Spur Gear
DTXC7415	Front Differential Pinion Set
DTXC7416	Differential Pinion Set
DTXC7417	Main Drive Shaft Coupler
DTXC7419	Main Drive Shaft
DTXC7987	Inner Lower Hinge Pin Set
DTXC7992	Inner Upper Hinge Pin Set
DTXC8208	Knuckle Set
DTXC8278	Motor Mount
DTXC8353	Pinion 16T
DTXC8528	Lower Arm Set
DTXC8558	Bellcrank Set
DTXC8859	Bellcrank Post Set
DTXC9037	Shock Mounting Pin Set
DTXC9039	Shock Spring Set
DTXC9041	Shock Cap Set
DTXC9042	Shock Shaft Set
DTXC9044	Shock Bladder Set
DTXC9047	Aluminum Shock Bodies
DTXC9048	Plastic Shock Parts
DTXC9049	Shock Rebuild Kit
DTXC9207	Shock Tower Set
DTXC9472	Adjustable Turnbuckle Set
DTXC9473	Servo Arm Set
DTXC9474	Connecting Rod Set
DTXC9529	Upper Arm Set
DTXC9589	Upper Arm Mount
DTXC9869	Chrome Wheels
DTXC9889	Tires Split Block
DTXC7407	CV Drive Shaft Blue Aluminum
DTXC9034	Aluminum Shock Set Blue
DTXC1111	Instruction Manual

HARDWARE

DTXC1751	E-Clip 5mm
DTXC6261	3.8mm Ball Stud
DTXC7632	1.5mm E-Clip
DTXC8681	2.6x6mm Machine Screw
DTXC8685	2x6mm Plate Screw
DTXC8686	Motor Mount Screw
DTXC9040	Shock O-Ring Set
DTXC0201	2x10mm ST Screw
DTXC0203	2.8mm ST Screw
DTXC0253	2.6x16mm Machine Screw
DTXC0231	2.6x10mm FH ST Screw
DTXC0271	2.6x8mm FH Machine Screw
DTXC0301	3x3mm Set Screw
DTXR1215	Double-Sided Servo Tape

OPTION PARTS

DTXC2195	1100mAh NiMH 6-Cell Battery
DTXC2231	Motor/Battery Connector Set (2)
DTXC6301	Graphite Battery Strap Set
DTXC6463	Aluminum Body Post Set (4)
DTXC6464	Long Body Posts (2)
DTXC6603	Graphite Chassis brace
DTXC6997	Graphite Chassis
DTXC7408	Graphite Center Driveshaft
DTXC7409	40T Spur Gear
DTXC7429	Graphite Differential Cover (2)
DTXC7431	Graphite Differential Case (2)
DTXC7521	Mini T Wheel Adapter Blue (2)
DTXC8228	Graphite Knuckles (4)
DTXC8279	Motor Heatsink Blue
DTXC8348	19T Pinion
DTXC8349	13T Pinion
DTXC9035	Shock Springs Soft Silver (4)
DTXC9036	Shock Springs Hard Yellow (4)
DTXC8063	Aluminum Steering Bellcrank Set Blue
DTXC8209	Aluminum Knuckles Front (2)
DTXC8212	Aluminum Knuckles Rear (2)
DTXC9189	Graphite Shock Tower (2)
DTXC9472	Adjustable Turnbuckle/Tie-Rod Set (2)
DTXC9716	Split V Tires (4)
DTXC9708	On-Road Tires w/Foams (4)
DTXC9868	White 5-Spoke Wheels (4)

PROTECTED BY
STRESS-TECH GUARANTEE
1 YEAR

DuraTrax is so confident of the Mini Quake SE's durability that it covers all Stress-Tech™ plastic parts with a 1-Year FREE Replacement Guarantee!