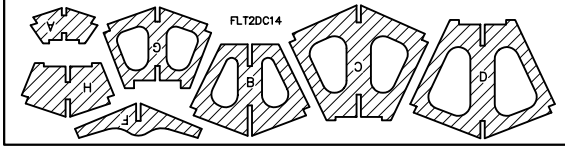



1/8" x 4-1/8" x 15-3/4" PLY 2 PER KIT



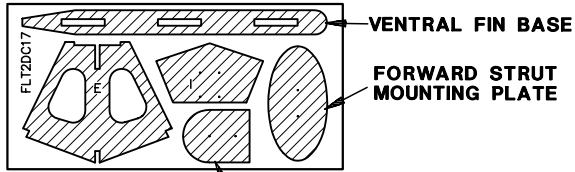
FLT2DC14

1/8" x 3" x 15" Balsa 4 PER KIT



FLT2DC15

1/8" x 4-5/8" x 9-3/8" PLY 2 PER KIT



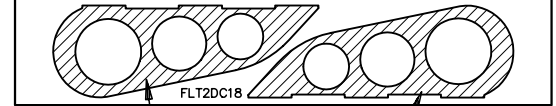
FLT2DC14

VENTRAL FIN BASE

FORWARD STRUT MOUNTING PLATE

AFT STRUT MOUNTING PLATE

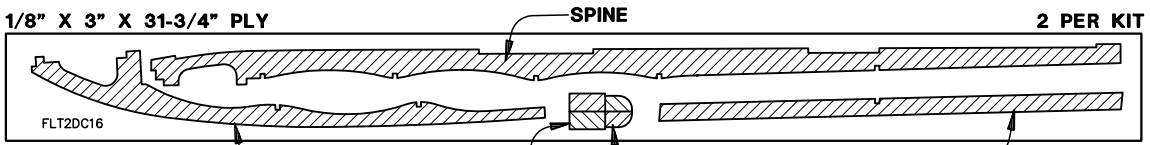
3/32" x 3" x 15" Balsa 1 PER KIT



FLT2DC18

VENTRAL FIN

1/8" X 3" X 31-3/4" PLY



FLT2DC16

FORWARD KEEL

MOUNT PLATE

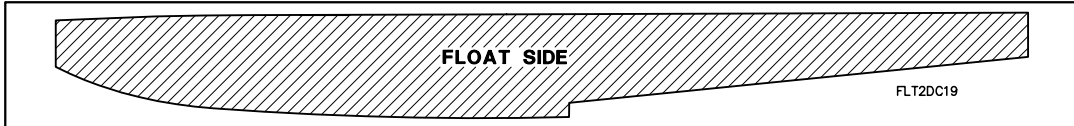
GUSSETS

AFT KEEL

SPINE

2 PER KIT

3/32" X 3-1/2" X 30" Balsa



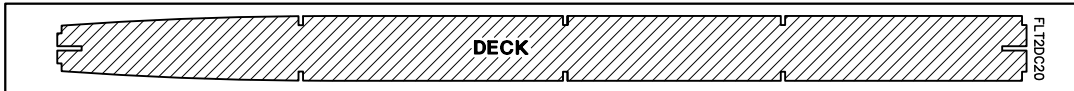
FLT2DC19

FLOAT SIDE

FLT2DC19

4 PER KIT

3/32" X 2-1/2" X 30" Balsa



FLT2DC20

DECK

FLT2DC20

2 PER KIT