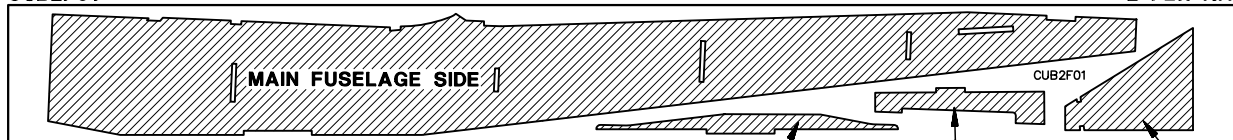


CUB2F01

2 PER KIT



MAIN FUSELAGE SIDE

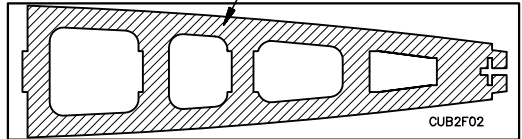
3/32" X 4" X 36" Balsa

LOWER FRONT FUSELAGE SIDE

AFT UPPER FUSELAGE SIDE

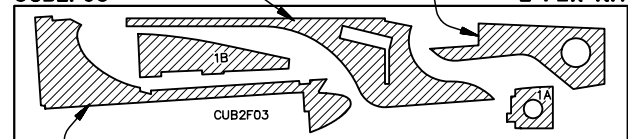
LANDING GEAR FAIRING

CUB2F02 AFT FUSELAGE TOP 1 PER KIT



3/32" X 4" X 15" Balsa

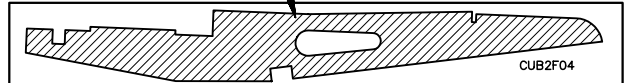
CUB2F03 CABIN DOUBLER AFT FUSELAGE DOUBLER 2 PER KIT



CABIN TOP

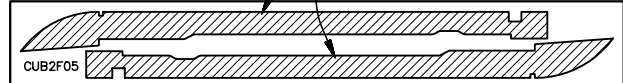
3/32" X 4" X 18" Balsa

CUB2F04 LOWER FUSELAGE DOUBLER 2 PER KIT



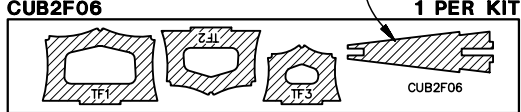
3/32" X 2-1/2" X 18" Balsa

CUB2F05 UPPER FUSELAGE DOUBLER 1 PER KIT



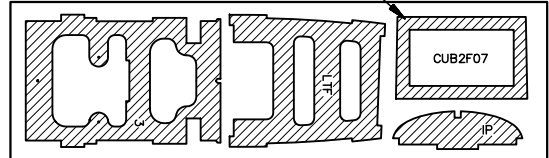
3/32" X 2-1/2" X 18" Balsa

CUB2F06 STABILIZER BASE 1 PER KIT



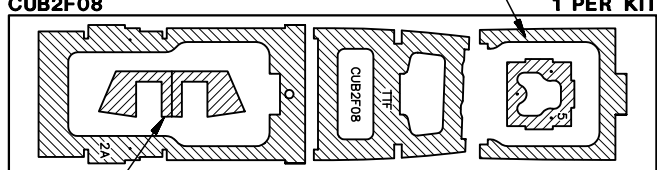
1/8" X 2-3/4" X 15" Balsa

CUB2F07 SERVO TRAY 1 PER KIT



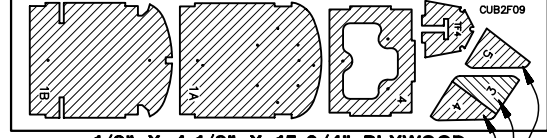
1/8" X 4-5/8" X 15-3/4" Plywood

CUB2F08 CABIN BRACE 1 PER KIT



1/8" X 4-5/8" X 19" Plywood

CUB2F09 1 PER KIT

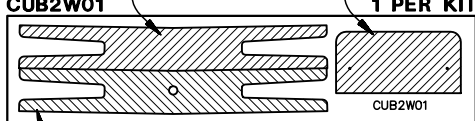


1/8" X 4-1/8" X 15-3/4" Plywood

ANGLE GAUGES

LANDING GEAR DOUBLER

AFT SPAR JOINER WING PLATE 1 PER KIT




1/16" X 3-1/8" X 13-3/4" Plywood

FORWARD SPAR JOINER

AILERON SERVO TRAY

DIHEDRAL BRACE (B) CUB2W02 1 PER KIT

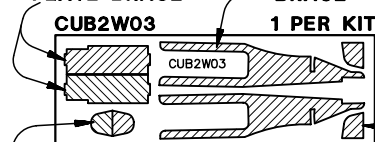


1/8" X 3-1/4" X 10-1/2" Plywood

LEADING EDGE JOINER

DIHEDRAL BRACE (A)

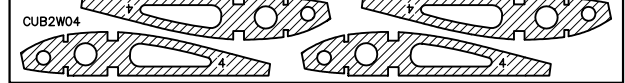
STRUT MOUNTING PLATE BRACE WING TIP BRACE 1 PER KIT



1/8" X 3-1/4" X 9-3/8" Plywood

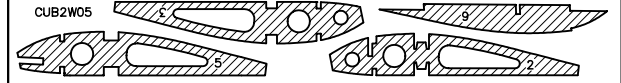
FWD STRUT MOUNTING PLATE

CUB2W04 4 PER KIT



1/16" X 2-3/4" X 18" Balsa

CUB2W05 2 PER KIT



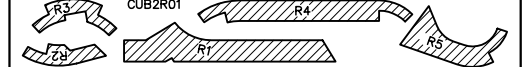
1/16" X 2-3/4" X 18" Balsa

CUB2W06 2 PER KIT



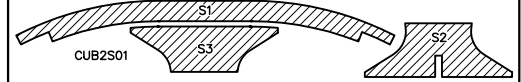
3/16" X 2-1/2" X 15" Balsa

CUB2R01 1 PER KIT



3/16" X 2-1/2" X 15" Balsa

CUB2S01 1 PER KIT



3/16" X 2-3/4" X 15" Balsa

CUB2S02 2 PER KIT



3/16" X 2-3/4" X 12" Balsa